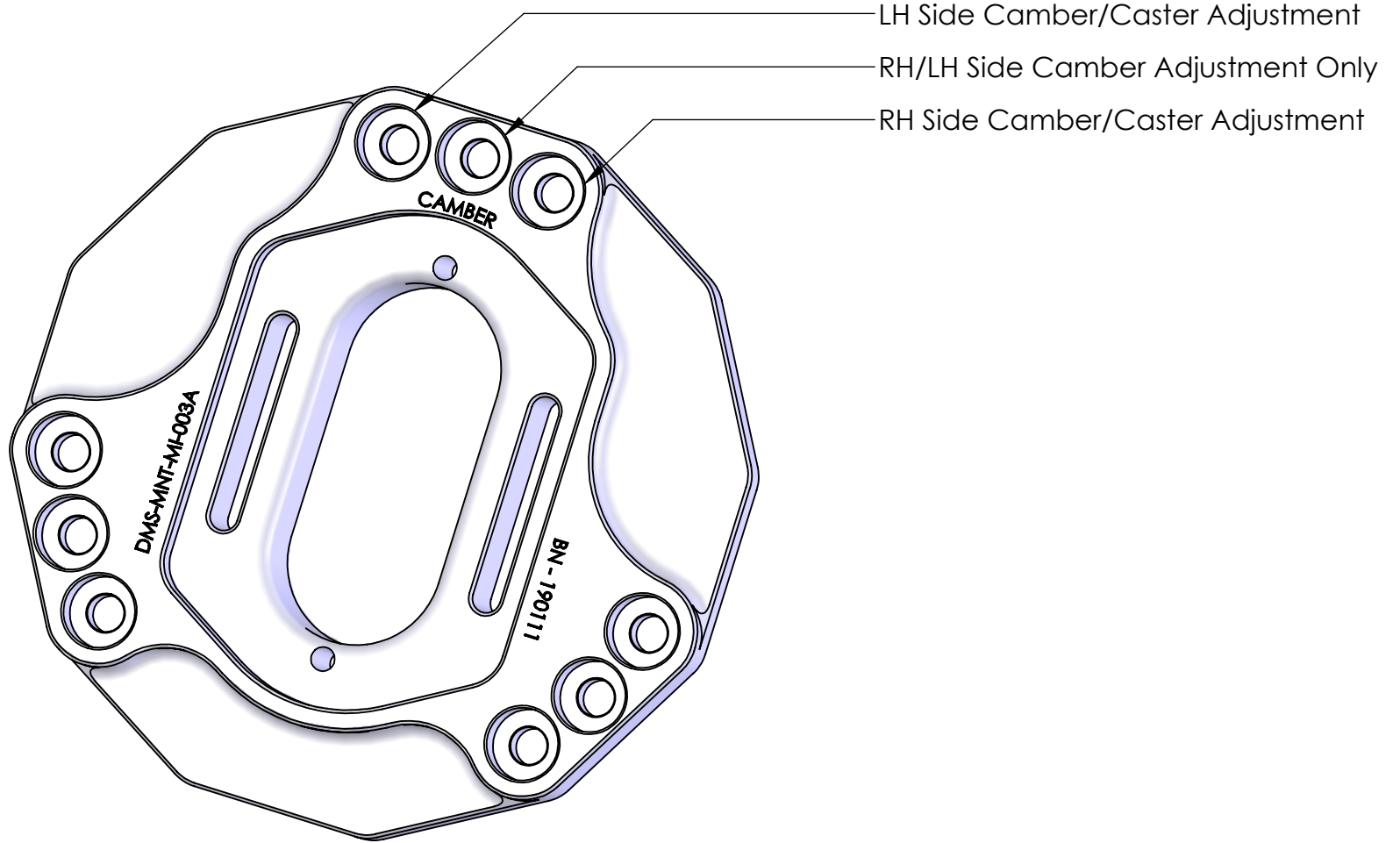


# INSTALLATION INSTRUCTIONS



**Compatible with Mitsubishi Lancer EVO 6-9**

THE INFORMATION CONTAINED IN THIS DRAWING IS THE SOLE PROPERTY OF MSI (Moore-Sport INC). ANY REPRODUCTION IN PART OR AS A WHOLE IS STRICTLY PROHIBITED.

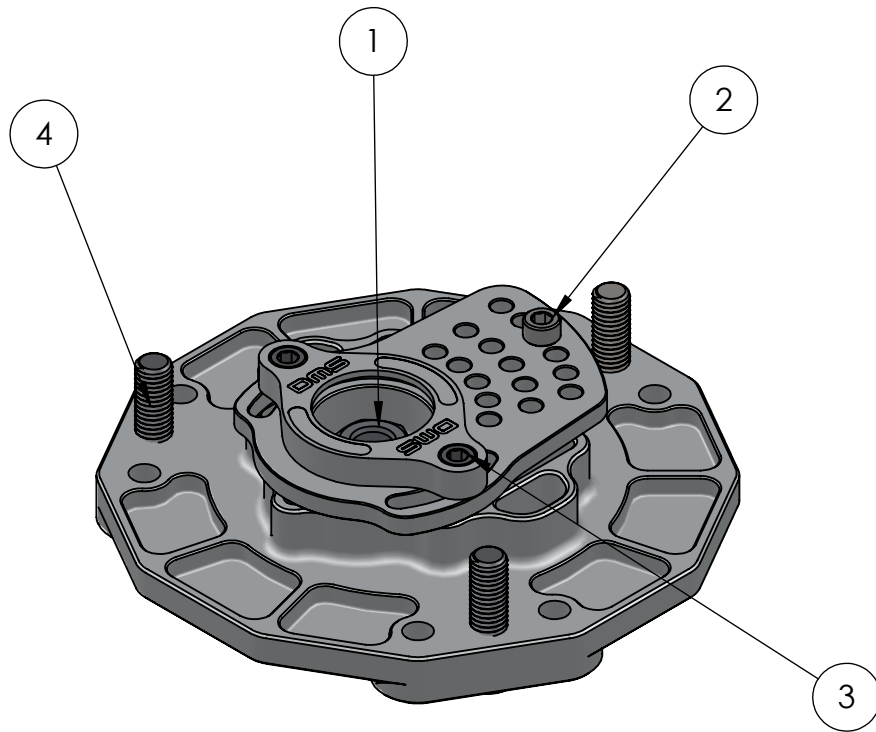


Mitsubishi race topmount

<b>CAR MODEL</b>	Mitsubishi EVO 6/9	<b>CONFIGURATION:</b>	<b>ASSEMBLY:</b>	<b>REV</b>	07/06/2016
<b>APPLICATION</b>	Street / Motorsport	<b>As machined</b>	<b>DMS-mnt-mi-003a</b>	<b>6</b>	SHEET 2 OF 6

# INSTALLATION INSTRUCTIONS

NO.	Part Number	DESCRIPTION	TORQUE Nm	QTY.
1	DMS-mntprt-12x1.25	Std m12 x 1.25 Tube Nut	47	2
2	MSI-M6x1.0x16-SSCS	Stainless Steel Cap Screw	7	2
3	m6x1 x 40mm SSCS	m6 SS Cap Screw (40mm)	7	4
4	MSI-m10x1.5x30-SS CS	m10x1.5 Cap Screw (30mm)		6



**It is recommended to apply a light RETAINING COMPOUND such as LOCTITE #609**

THE INFORMATION CONTAINED IN THIS DRAWING IS THE SOLE PROPERTY OF MSI (Moore-Sport INC). ANY REPRODUCTION IN PART OR AS A WHOLE IS STRICTLY PROHIBITED.

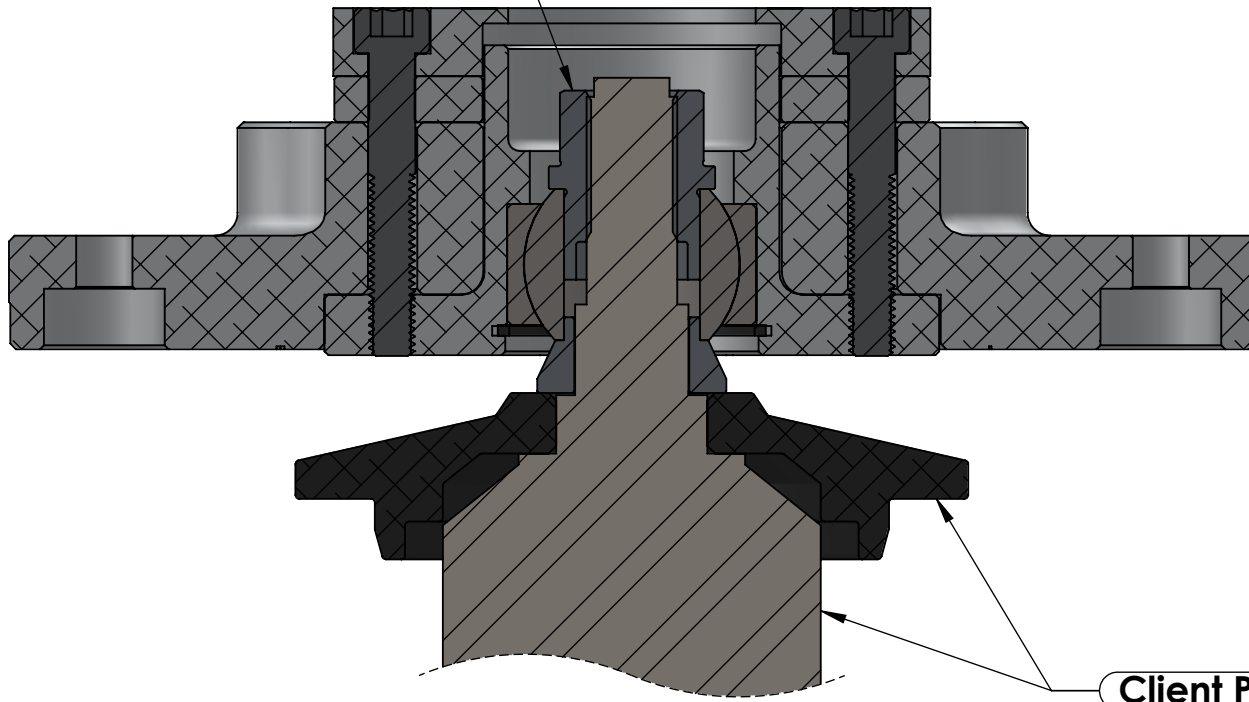


## LH Assembly

<b>CAR MODEL</b>	Mitsubishi EVO 6/9	<b>CONFIGURATION:</b>	<b>ASSEMBLY:</b>	<b>REV</b>	07/06/2016
<b>APPLICATION</b>	Street / Motorsport	<b>LH Assembly</b>	<b>DMS-mnt-mi-003</b>	<b>6</b>	SHEET 3 OF 6

# INSTALLATION INSTRUCTIONS

**APPLY RETAINING COMPOUND  
(LOCTITE 609 P.N: 60905)  
TO TUBE NUT THREADS.  
TORQUE TO 35 ft. lbs.**



180  
140  
100  
60  
20

THE INFORMATION CONTAINED IN THIS DRAWING IS THE SOLE PROPERTY OF MSI (Moore-Sport INC). ANY REPRODUCTION IN PART OR AS A WHOLE IS STRICTLY PROHIBITED.



## LH Assembly w/ Strut

<b>CAR MODEL</b>	Mitsubishi EVO 6/9	<b>CONFIGURATION:</b>	<b>ASSEMBLY:</b>	<b>REV</b>	07/06/2016
<b>APPLICATION</b>	Street / Motorsport	<b>With Strut</b>	<b>DMS-mnt-mi-003</b>	<b>6</b>	SHEET 4 OF 6

260 220 180 140 100 60 20